

IPEDS 2022-23 Data Collection System

IPEDS HELP DESK (877) 225-2568 | ipedshelp@rti.org
OMB NO. 1850-0582 v.30 : Approval Expires 8/31/2025
User ID: 88G4439

12-month Enrollment 2022-23

Institution: University of Florida (134130)

User ID: 88G4439

Overview

12-month Enrollment Overview

The 12-month Enrollment component collects unduplicated student enrollment counts and instructional activity data for an entire 12-month period. Using the instructional activity data reported, a full-time equivalent (FTE) student enrollment at the undergraduate and graduate level is estimated (4-year institutions only). Institutions with Doctor's - professional practice students will also report the FTE enrollment of those students (4-year institutions only). NCES uses the FTE enrollment to produce indicators such as expenses by function per FTE as reported in the IPEDS Data Feedback Report.

Data Reporting Reminder:

- All institutions must use the July 1 - June 30 reporting period.
- Report data to accurately reflect the time period corresponding with the IPEDS survey component, even if such reporting is seemingly inconsistent with prior-year reporting.

Changes to reporting:

The following changes were implemented for the 2022-23 data collection period:

- The "Nonresident alien" terminology has been changed to "U.S. Nonresident" but should include the same category of students.
- A question about gender has been added at the end of the Part A to collect information about students for whom gender does not fit the binary gender (Men/Women) categories provided. **Institutions should still allocate those students to the Men/Women categories throughout the survey component at this time.** There are also new FAQs to help with questions about the new reporting.
- A part-time column was added for graduate student unduplicated enrollment counts.
- References to summer term were changed to summer session.
- FAQ #4 has been removed as it refers to an old change.
- FAQ #7 on consistent reporting of EF, E12, and OM has been updated for clarification.
- FAQ on reporting undocumented and DACA students has been updated along with instructions.

Resources:

- To download the survey materials for this component: [Survey Materials](#)
- To access your prior year data submission for this component: [Reported Data](#)

If you have questions about completing this survey, please contact the IPEDS Help Desk at 1-877-225-2568.


Institution: University of Florida (134130)

Undergraduate Instructional Activity Type

Which instructional activity units will you use to report undergraduate instructional activity?

- Undergraduate instructional activity data in Part B may be reported in units of clock hours or credit hours.
- Please note that any graduate level instructional activity must be reported in credit hours. (4-year institutions only)

- Clock hours
- Credit hours
- Both clock and credit hours (some undergraduate programs measured in clock hours and some measured in credit hours)

 You may use the box below to provide additional context for the data you have reported above. Context notes will be posted on the College Navigator website. Therefore, you should write all context notes using proper grammar (e.g., complete sentences with punctuation) and common language that can be easily understood by students and parents (e.g., spell out acronyms).

Institution: University of Florida (134130)

Part A - Unduplicated Count for Full-time Undergraduate Students

12-month Unduplicated Count by Race/Ethnicity and Gender - Full-time Undergraduate Students

July 1, 2021 – June 30, 2022

Reporting Reminders:

- The 12-month unduplicated count must be equal or greater than the corresponding prior year fall enrollment.
- Report Hispanic/Latino individuals of any race as Hispanic/Latino
- Report race for non-Hispanic/Latino individuals only
- Even though Teacher Preparation certificate programs may require a bachelor's degree for admission, they are considered subbaccalaureate undergraduate programs, and students in these programs are undergraduate students.

Men

Students enrolled for <u>credit</u>	Degree/certificate-seeking			Total degree/certificate-seeking	Non-degree/non-certificate-seeking	Total, Full-time undergraduate students
	First-time	Non-first-time				
		Transfer-in	Continuing/Returning			
<u>U.S. Nonresident</u>	91	42	311	444	141	585
<u>Hispanic/Latino</u>	638	317	2,249	3,204	28	3,232
<u>American Indian or Alaska Native</u>	5		10	15		15
<u>Asian</u>	409	33	1,027	1,469	14	1,483
<u>Black or African American</u>	89	36	444	569	12	581
<u>Native Hawaiian or Other Pacific Islander</u>	1		2	3		3
<u>White</u>	1,416	431	5,239	7,086	67	7,153
Two or more races	166	42	443	651	4	655
<u>Race and ethnicity unknown</u>	52	18	240	310	6	316
Total men	2,867	919	9,965	13,751	272	14,023
Total men prior year	2,637	978	10,168	13,783	194	13,977

Women

Students enrolled for <u>credit</u>	Degree/certificate-seeking			Total degree/certificate-seeking	Non-degree/non-certificate-seeking	Total, Full-time undergraduate students
	First-time	Non-first-time				
		Transfer-in	Continuing/Returning			
<u>U.S. Nonresident</u>	51	38	274	363	102	465
<u>Hispanic/Latino</u>	895	378	3,222	4,495	80	4,575
<u>American Indian or Alaska Native</u>	1		10	11	1	12
<u>Asian</u>	467	41	1,362	1,870	17	1,887
<u>Black or African American</u>	219	39	861	1,119	32	1,151
<u>Native Hawaiian or Other Pacific Islander</u>			12	12		12
<u>White</u>	1,994	490	6,890	9,374	160	9,534
Two or more races	226	43	636	905	15	920
<u>Race and ethnicity unknown</u>	47	13	308	368	4	372
Total women	3,900	1,042	13,575	18,517	411	18,928
Total women prior year	3,726	1,099	13,732	18,557	526	19,083

Grand total (2021-22)	6,767	1,961	23,540	32,268	683	32,951
Prior year data:						

Grand total (men+women) prior year	6,363	2,077	23,900	32,340	720	33,060
Total Full-time undergraduate enrollment Fall 2021 <i>NOTE: Grand total (2021-22) calculated above is expected to be greater than total Full-time undergraduate enrollment Fall 2021.</i>	6,760	1,416	22,847	31,023	314	31,337

Institution: University of Florida (134130)

Part A - Unduplicated Count for Part-time Undergraduate Students

12-month Unduplicated Count by Race/Ethnicity and Gender - Part-time Undergraduate Students

July 1, 2021 – June 30, 2022

Reporting Reminders:

- The 12-month unduplicated count must be equal or greater than the corresponding prior year fall enrollment.
- Report Hispanic/Latino individuals of any race as Hispanic/Latino
- Report race for non-Hispanic/Latino individuals only
- Even though Teacher Preparation certificate programs may require a bachelor's degree for admission, they are considered subbaccalaureate undergraduate programs, and students in these programs are undergraduate students.

Men

Students enrolled for <u>credit</u>	Degree/certificate-seeking			Total degree/certificate-seeking	Non-degree/non-certificate-seeking	Total, Part-time undergraduate students
	First-time	Non-first-time				
		Transfer-in	Continuing/Returning			
<u>U.S. Nonresident</u>		4	29	33	30	63
<u>Hispanic/Latino</u>	3	48	566	617	101	718
<u>American Indian or Alaska Native</u>			9	9	2	11
<u>Asian</u>	1	17	162	180	21	201
<u>Black or African American</u>	3	6	106	115	27	142
<u>Native Hawaiian or Other Pacific Islander</u>		1	3	4		4
<u>White</u>	7	100	1,038	1,145	247	1,392
Two or more races		11	87	98	15	113
<u>Race and ethnicity unknown</u>	1	6	75	82	51	133
Total men	15	193	2,075	2,283	494	2,777
Total men prior year	27	232	2,013	2,272	724	2,996

Women

Students enrolled for <u>credit</u>	Degree/certificate-seeking			Total degree/certificate-seeking	Non-degree/non-certificate-seeking	Total, Part-time undergraduate students
	First-time	Non-first-time				
		Transfer-in	Continuing/Returning			
<u>U.S. Nonresident</u>	2	3	36	41	43	84
<u>Hispanic/Latino</u>	5	54	547	606	108	714
<u>American Indian or Alaska Native</u>			3	3	2	5
<u>Asian</u>		8	136	144	28	172
<u>Black or African American</u>	4	9	147	160	56	216
<u>Native Hawaiian or Other Pacific Islander</u>			4	4	1	5
<u>White</u>	17	50	920	987	344	1,331
Two or more races	2	5	77	84	16	100
<u>Race and ethnicity unknown</u>	1	1	43	45	52	97
Total women	31	130	1,913	2,074	650	2,724
Total women prior year	22	174	1,844	2,040	1,030	3,070

Grand total (2021-22)	46	323	3,988	4,357	1,144	5,501
Prior year data:						

Grand total (men+women) prior year	49	406	3,857	4,312	1,754	6,066
Total Part-time undergraduate enrollment Fall 2021 <i>NOTE: Grand total (2021-22) calculated above is expected to be greater than total Part-time undergraduate enrollment Fall 2021.</i>	27	137	2,857	3,021	518	3,539

Institution: University of Florida (134130)

Part A - Unduplicated Count for Undergraduate Students

12-month Unduplicated Count by Race/Ethnicity and Gender - Undergraduate Student Total

July 1, 2021 – June 30, 2022

Men

Students enrolled for credit	Total full-time undergraduate students	Total part-time undergraduate students	Grand total, all undergraduate students
<u>U.S. Nonresident</u>	585	63	648
<u>Hispanic/Latino</u>	3,232	718	3,950
<u>American Indian or Alaska Native</u>	15	11	26
<u>Asian</u>	1,483	201	1,684
<u>Black or African American</u>	581	142	723
<u>Native Hawaiian or Other Pacific Islander</u>	3	4	7
<u>White</u>	7,153	1,392	8,545
Two or more races	655	113	768
<u>Race and ethnicity unknown</u>	316	133	449
Total men	14,023	2,777	16,800

Women

Students enrolled for credit	Total full-time students	Total part-time students	Grand total, all students
<u>U.S. Nonresident</u>	465	84	549
<u>Hispanic/Latino</u>	4,575	714	5,289
<u>American Indian or Alaska Native</u>	12	5	17
<u>Asian</u>	1,887	172	2,059
<u>Black or African American</u>	1,151	216	1,367
<u>Native Hawaiian or Other Pacific Islander</u>	12	5	17
<u>White</u>	9,534	1,331	10,865
Two or more races	920	100	1,020
<u>Race and ethnicity unknown</u>	372	97	469
Total women	18,928	2,724	21,652

Grand Total (men+women)	32,951	5,501	38,452
--------------------------------	---------------	--------------	---------------

Institution: University of Florida (134130)

Part A - Unduplicated Count for Graduate Students

12-month Unduplicated Count by Race/Ethnicity and Gender - Full-time and Part-time Graduate Students

July 1, 2021 – June 30, 2022

Reporting Reminders:

- The 12-month unduplicated count must be equal or greater than the corresponding prior year fall enrollment.
- Report Hispanic/Latino individuals of any race as Hispanic/Latino
- Report race for non-Hispanic/Latino individuals only
- Report **all** postbaccalaureate degree and certificate students as graduate students, **including any doctor's - professional practice students (formerly first-professional)**

Men

Students <u>enrolled for credit</u>	Total <u>full-time</u>	Total <u>part-time</u>	Total <u>graduate students</u>
<u>U.S. Nonresident</u>	1,983	356	2,339
<u>Hispanic/Latino</u>	883	578	1,461
<u>American Indian or Alaska Native</u>	11	8	19
<u>Asian</u>	400	206	606
<u>Black or African American</u>	265	223	488
<u>Native Hawaiian or Other Pacific Islander</u>	3	4	7
<u>White</u>	2,590	2,081	4,671
Two or more races	145	93	238
<u>Race and ethnicity unknown</u>	176	117	293
Total men	6,456	3,666	10,122
Total men prior year			9,302

Women

Students <u>enrolled for credit</u>	Total <u>full-time</u>	Total <u>part-time</u>	Total <u>Graduate students</u>
<u>U.S. Nonresident</u>	1,328	349	1,677
<u>Hispanic/Latino</u>	1,181	1,054	2,235
<u>American Indian or Alaska Native</u>	12	12	24
<u>Asian</u>	461	348	809
<u>Black or African American</u>	528	612	1,140
<u>Native Hawaiian or Other Pacific Islander</u>	7	7	14
<u>White</u>	3,474	3,946	7,420
Two or more races	288	204	492
<u>Race and ethnicity unknown</u>	194	260	454
Total women	7,473	6,792	14,265
Total women prior year			12,362

Grand total (2021-22)	13,929	10,458	24,387
Prior year data:			
Unduplicated headcount (2020-21)			21,664
i Total enrollment Fall 2021 <i>NOTE: Grand total (2021-22) calculated above is expected to be greater than Total enrollment Fall 2021.</i>	13,239	7,666	20,905

Institution: University of Florida (134130)

Part A - Gender Unknown or another gender than Men/Women categories

12-month Unduplicated Count by Gender Unknown or another gender than provided men/women categories

- The 'gender unknown' category is to report students for whom the institution does not know a gender.
- Institutions should not ask students that do not select a binary gender to allocate themselves to a binary gender category; it is up to the institution to allocate unknown students and students that indicate another gender into the binary categories throughout the forms where required. One method commonly used by institutions is to allocate these students to the binary categories required in other parts of the form using the proportion of men to women reported.

Is your institution able to report **another gender** for the 2022-23 data collection? If you indicate 'No', your institution should leave the cells in the rows for '**Another gender**' blank (i.e., do not report 0). If you indicate 'Yes', but no students identified as **another gender**, please enter '0'.

Undergraduate students:

- Yes
- No

Graduate students:

- Yes
- No

Of the total students reported, how many students did you allocate to a binary gender category (Men/Women) because their gender was unknown or another gender than the provided categories?

	Number of students	
	Undergraduate students	Graduate students
Grand total	38,452	24,387
Gender unknown (i.e., gender information is not known or not collected).	<input type="text" value="0"/>	<input type="text" value="0"/>
Another gender (i.e., gender information is known but does not fall into either of the mutually exclusive binary categories provided [Men/Women]).	<input type="text"/>	<input type="text"/>
Total of Gender unknown + Another gender	0	0
Total of Students for whom gender is known and falls into one of the mutually exclusive binary categories provided [Men/Women]	38,452	24,387

Institution: University of Florida (134130)


User ID: 88G4439

Part A – 12-month Enrollment by Distance Education Status

12-month Unduplicated Count - Distance Education Status

July 1, 2021 – June 30, 2022

	Undergraduate Students		Graduate Students
	Degree/certificate-seeking	Non-degree/non-certificate-seeking	
Students <i>enrolled exclusively</i> in <u>distance education courses</u>	2,169	1,382	9,998
Students <i>enrolled in at least one but not all</i> distance education courses	21,007	146	2,778
Students <i>not enrolled in any</i> distance education courses	13,449	299	11,611
Total (from prior part A screens)	36,625	1,827	24,387

 You may use the box below to provide additional context for the data you have reported above. Context notes will be posted on the College Navigator website. Therefore, you should write all context notes using proper grammar (e.g., complete sentences with punctuation) and common language that can be easily understood by students and parents (e.g., spell out acronyms).

Institution: University of Florida (134130)

Part B - Instructional Activity

12-month Instructional Activity

July 1, 2021 - June 30, 2022

Instructional Activity Reporting Reminder:

- Instructional activity is used to calculate an IPEDS FTE based on the institution's reported calendar system.
- Graduate credit hour activity should not include any doctor's - professional practice activity, the total of those students' FTE is entered separately instead.

FTE Reporting Reminder:

- Institutions need not report their own calculations of undergraduate or graduate FTE unless IPEDS FTE calculations would be misleading for comparison purposes among all IPEDS reporting institutions.

Instructional Activity

	2021-22 total activity	Prior year data
Undergraduate level:		
<u>Credit hour activity</u>	1,026,873	1,046,314
Graduate level:		
<u>Credit hour activity</u> (Do not include doctor's-professional practice instructional activity here; the total FTE of those students should be entered separately below)	349,126	306,908

Full-Time Equivalent (FTE) of Students


	2021-22 total activity	Prior year data
Doctor's - professional practice level:		
<u>Doctor's - professional practice</u> FTE student estimate	3,231	3,219

Calendar system (as reported on the prior year IC Header survey component):	Semester
---	----------

If the IPEDS calculated FTE estimates below are not reasonable, **AND** you have reported the correct instructional activity hours above, enter your best FTE estimate in the "Institution reported FTE" column below and save the page. This option should be used **ONLY** if the calculated estimate is not reasonable for your institution and IPEDS comparisons.

Please provide your best estimate of undergraduate and graduate FTE for the 12-month reporting period **only if the calculated FTE estimate below is not reasonable for IPEDS comparison purposes**. Please provide an explanation in the context box if the option is used due to Coronavirus Pandemic.

	Calculated FTE 2021-22	Institution reported FTE 2021-22	Prior year FTE 2020-21
Undergraduate student FTE	34,229	34,229	34,877
Graduate student FTE (excluding doctor's - professional practice student FTE)	14,547	14,547	12,788
Doctor's - professional practice student FTE		3,231	3,219
Total FTE student enrollment		52,007	50,884

 Context notes will be posted on the College Navigator website. Therefore, you should write all context notes using proper grammar (e.g., complete sentences with punctuation) and common language that can be easily understood by students and parents (e.g., spell out acronyms).

Institution: University of Florida (134130)

Prepared by

Prepared by

Reporting Reminders:

- The name of the preparer is being collected so that we can follow up with the appropriate person in the event that there are questions concerning the data.
- The Keyholder will be copied on all email correspondence to other preparers.
- The time it took to prepare this component is being collected so that we can continue to improve our estimate of the reporting burden associated with IPEDS.
- Please include in your estimate the time it took for you to review instructions, query and search data sources, complete and review the component, and submit the data through the Data Collection System.
- Thank you for your assistance.

This survey component was prepared by:

<input type="radio"/>	Keyholder	<input type="radio"/>	SFA Contact	<input type="radio"/>	HR Contact
<input type="radio"/>	Finance Contact	<input type="radio"/>	Academic Library Contact	<input checked="" type="radio"/>	Other

Name:

Email:

How many staff from your institution only were involved in the data collection and reporting process of this survey component?

Number of Staff (including yourself)

How many hours did you and others from your institution only spend on each of the steps below when responding to this survey component?
Exclude the hours spent collecting data for state and other reporting purposes.

Staff member	Collecting Data Needed	Revising Data to Match IPEDS Requirements	Entering Data	Revising and Locking Data
Your office	<input type="text" value="12.00"/> hours	<input type="text" value="20.00"/> hours	<input type="text" value="4.00"/> hours	<input type="text"/> hours
Other offices	<input type="text" value="6.00"/> hours	<input type="text" value="6.00"/> hours	<input type="text"/> hours	<input type="text"/> hours

Institution: University of Florida (134130)

Summary screen

12-Month Enrollment Component Summary

IPEDS collects important information regarding your institution. All data reported in IPEDS survey components become available in the IPEDS Data Center and appear as aggregated data in various Department of Education reports. Additionally, some of the reported data appears specifically for your institution through the College Navigator website and is included in your institution's Data Feedback Report (DFR). The purpose of this summary is to provide you an opportunity to view some of the data that, when accepted through the IPEDS quality control process, will appear on the College Navigator website and/or your DFR. College Navigator is updated approximately three months after the data collection period closes and Data Feedback Reports will be available through the [Data Center](#) and sent to your institution's CEO in November 2022.

Please review your data for accuracy. If you have questions about the data displayed below after reviewing the data reported on the survey screens, please contact the IPEDS Help Desk at: 1-877-225-2568 or ipedshelp@rti.org.

12-Month Unduplicated Headcount and Full-Time Equivalent Students		
Total 12-month unduplicated headcount		62,839
Undergraduate student unduplicated headcount		38,452
Graduate student unduplicated headcount		24,387
Total 12-month full-time equivalent (FTE) student enrollment		52,007
Undergraduate student FTE		34,229
Graduate student FTE		14,547
Doctor's-professional practice FTE		3,231

Edit Report

12-month Enrollment

There are no errors for the selected survey and institution.